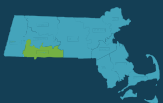


# Hampden County Impact Data

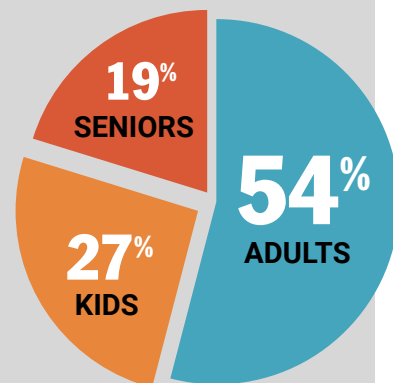


From Chester to Springfield to Palmer, The Food Bank works with its Hampden County food assistance partners to help ensure everyone has access to nutritious food.

Fiscal Year 2023: October 1, 2022 to September 30, 2023

## 42,214

Individuals Served per Month  
(average)



## Food Distribution



48%

NON-PERISHABLES



25%

FRESH FRUIT & VEGETABLES



15%

MEAT



7%

DAIRY



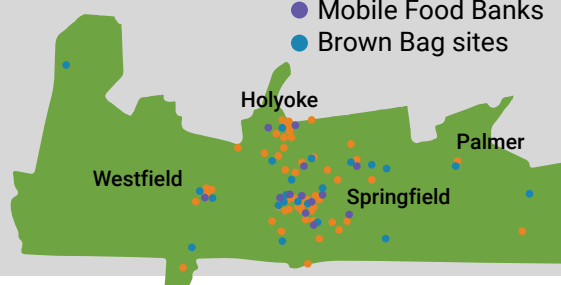
5%

OTHER PERISHABLES

6.9 Million lbs. = 4.9 Million Meals

## Our 120+ Hampden County Partners

- Food Pantries
- Meal sites
- Non-Emergency sites
- Shelters
- Mobile Food Banks
- Brown Bag sites



## Food Insecurity Rate

10.5%


49,104  
Food Insecure  
Individuals



Total County Population: 466,265

## Nutrition Education

30 Events  
709 Participants



## SNAP Outreach & Enrollment

146 Outreach events  
507 Applications filed

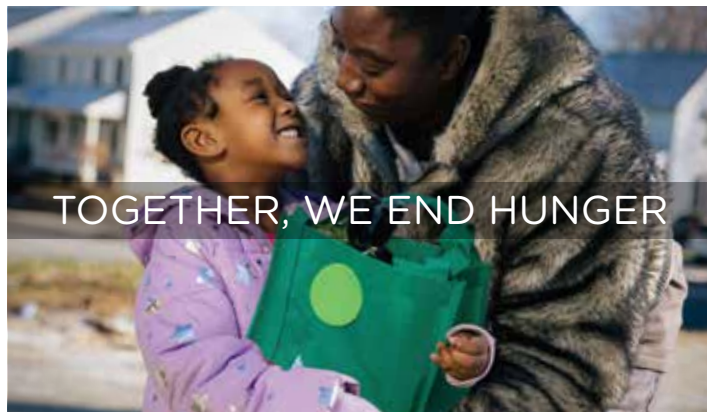


## \$1 Donation = 3 Meals

With every dollar you donate, we can provide the equivalent of **three nutritious meals** to our neighbors experiencing food insecurity.



TOGETHER, WE END HUNGER



MEMBER OF  
**FEEDING AMERICA**

**USDA**  
United States  
Department of  
Agriculture  
Rural Development

Food Bank of Western Massachusetts  
25 Carew Street, Chicopee, MA | 413-247-9738  
[foodbankwma.org](http://foodbankwma.org)

**FOOD BANK**  
OF WESTERN MASSACHUSETTS