

Hampden County Impact Data

From Chester to Springfield to Palmer, The Food Bank works with its Hampden County food assistance partners to help ensure everyone has access to nutritious food.

FY 2022: October 1, 2021 to September 30, 2022

162,427
individuals
SERVED IN FY2022

ADULTS
54%

AN AVERAGE OF
37,557
per month

18%

SENIORS

28%

KIDS

Food Distribution



47%

NON-PERISHABLES



24%

FRESH FRUIT & VEGETABLES



15%

MEAT



9%

DAIRY



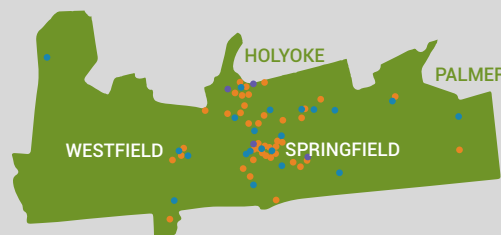
5%

OTHER PERISHABLES

5.9 Million lbs. = 4.9 Million Meals

Our 123 Hampden County Partners

- 51 Food Pantries
- 11 Hot Meal Sites
- 22 Brown Bag Sites
- 17 Mobile Food Banks
- 17 Non-Emergency Sites
- 5 Shelters



Food Insecurity Rate

12.2%

TOTAL COUNTY POPULATION:
466,647

FOOD INSECURE:
57,150

Source: Feeding America


Nutrition Education*

5 event
42 participants

SNAP Outreach & Enrollment*

123 outreach events
663 applications filed

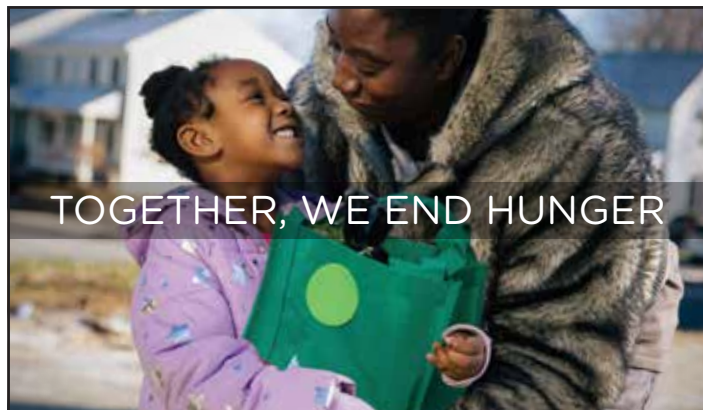
*Our outreach efforts and in-person events have been restricted due to the impact of COVID on operations.



\$1 Donation = 3 Meals

With every dollar you donate, we can provide the equivalent of **three nutritious meals** to our neighbors experiencing food insecurity.

TOGETHER, WE END HUNGER



MEMBER OF
FEEDING AMERICA

USDA United States
Department of
Agriculture
Rural Development

Food Bank of Western Massachusetts
25 Carew Street, Chicopee, MA | 413-247-9738
foodbankwma.org

FOOD BANK
OF WESTERN MASSACHUSETTS